



# THE TIGHT

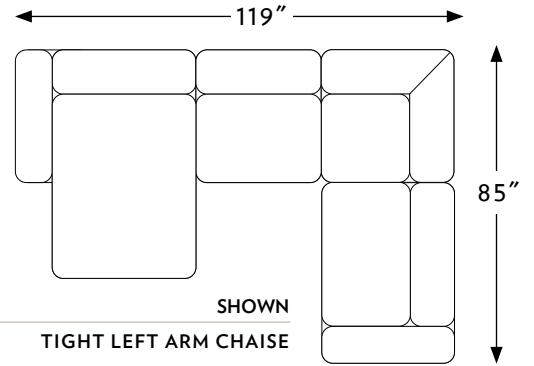
N·C MADE



FURNITURE · HAND · BUILT

CONFIGURATIONS		WIDTH	DEPTH	HEIGHT
42905	TIGHT OTTOMAN	39 IN.	36 IN.	17 IN.
42909	TIGHT CORNER CHAIR	36 IN.	36 IN.	29 IN.
42911	TIGHT RIGHT ARM CHAIR	49 IN.	36 IN.	29 IN.
42912	TIGHT LEFT ARM CHAIR	49 IN.	36 IN.	29 IN.
42913	TIGHT ARMLESS CHAIR	34 IN.	36 IN.	29 IN.
42961	TIGHT RIGHT ARM CHAISE	49 IN.	62 IN.	29 IN.
42962	TIGHT LEFT ARM CHAISE	49 IN.	62 IN.	29 IN.


# THE TIGHT



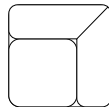
- 42961 TIGHT LEFT ARM CHAISE
- 42913 TIGHT ARMLESS CHAIR
- 42909 TIGHT CORNER CHAIR
- 42911 TIGHT RIGHT ARM CHAIR

429 TIGHT

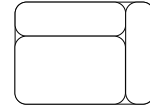
1:50 SCALE SHOWN



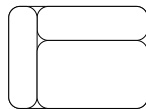
42905	OTTOMAN
TOTAL	W39" D36" H17"
SEAT	--- --- ---
ARMS	--- --- ---



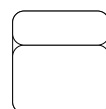
42909	CORNER CHAIR
TOTAL	W36" D36" H29"
SEAT	W24" D24" H17"
ARMS	--- --- ---



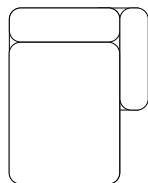
42911	RIGHT ARM CHAIR
TOTAL	W49" D36" H29"
SEAT	W39" D24" H17"
ARMS	--- --- h25"



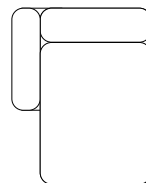
42912	LEFT ARM CHAIR
TOTAL	W49" D36" H29"
SEAT	W39" D24" H17"
ARMS	--- --- h25"



42913	ARMLESS CHAIR
TOTAL	W34" D36" H29"
SEAT	W39" D24" H17"
ARMS	--- --- ---



42962	LEFT ARM CHAISE
TOTAL	W49" D62" H29"
SEAT	W39" D50" H17"
ARMS	--- --- h25"



42961	RIGHT ARM CHAISE
TOTAL	W49" D62" H29"
SEAT	W39" D50" H17"
ARMS	--- --- h25"